

EasyBlot[®] Your best choice for trouble-free IP-WB experiments

Your Expertise

Our Antibodies

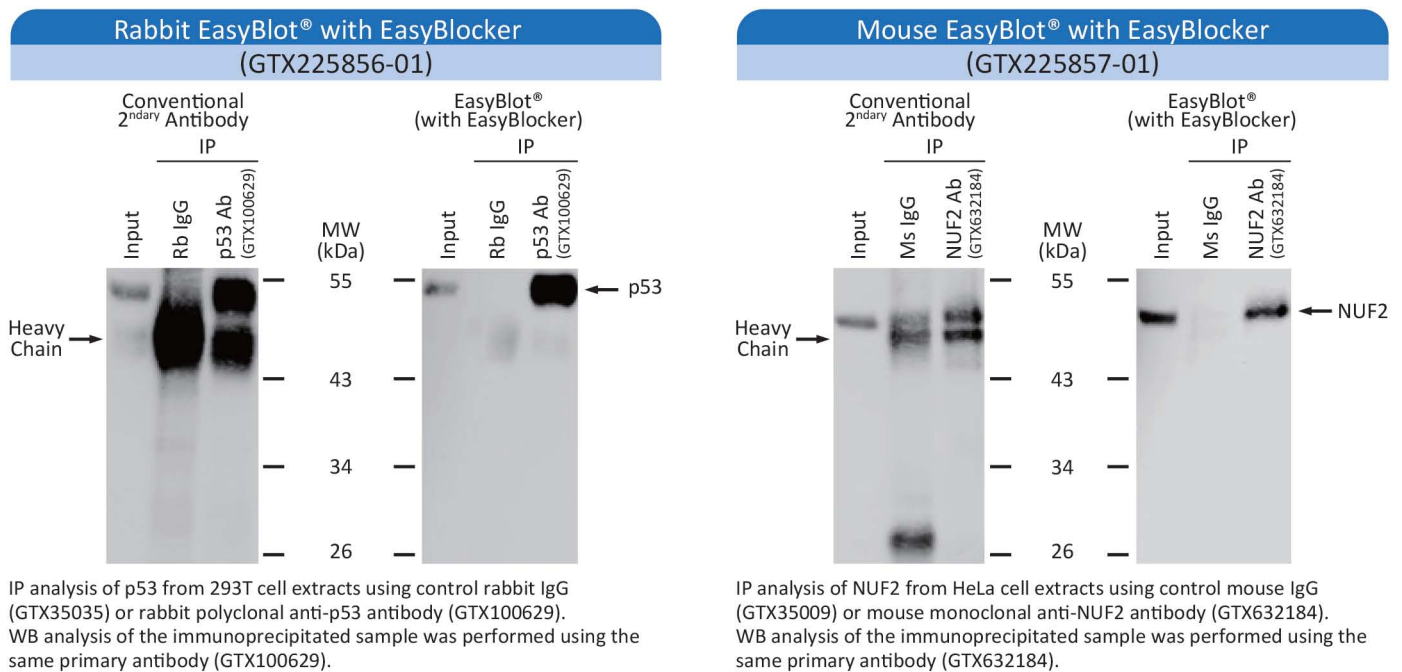
Accelerated Discovery

www.genetex.com

Immunoprecipitation (IP) and co-immunoprecipitation (co-IP) assays often necessitate the use of the same antibody, or antibodies from the same host, during both the IP and western blot (WB) procedures. Denatured immunoglobulin (Ig) in the IP sample can be bound by the secondary antibody used for the WB. Thus, depending on the molecular weight of the target protein, the desired band may be partially or completely obscured on the WB image by signal from denatured heavy (~50 kDa) and/or light (~25 kDa) Ig chains.

GeneTex's EasyBlot[®] secondary antibodies are specifically optimized to eliminate this problem. They bind only the native (non-denatured and non-reduced) primary antibody used for WB analysis and not the denatured IP antibody chains. In addition, the specially formulated EasyBlocker reagent will greatly reduce background signal caused by free Protein A or Protein G.

EasyBlot[®] secondary antibodies are indispensable for achieving the cleanest results for your IP-WB experiments.



EasyBlot[®]: The easiest way to get the best result!

Clear

Efficiently eliminates denatured IgG masking of your target protein's signal.

Compatible

Suitable for WB following either IP or co-IP analysis using Protein A-, Protein G-, or Agarose-conjugated antibodies.

Comprehensive

Broad range of EasyBlot[®] reagents for detecting various hosts: rabbit, mouse, rat, goat or sheep.

Convenient: Simple and user-friendly!

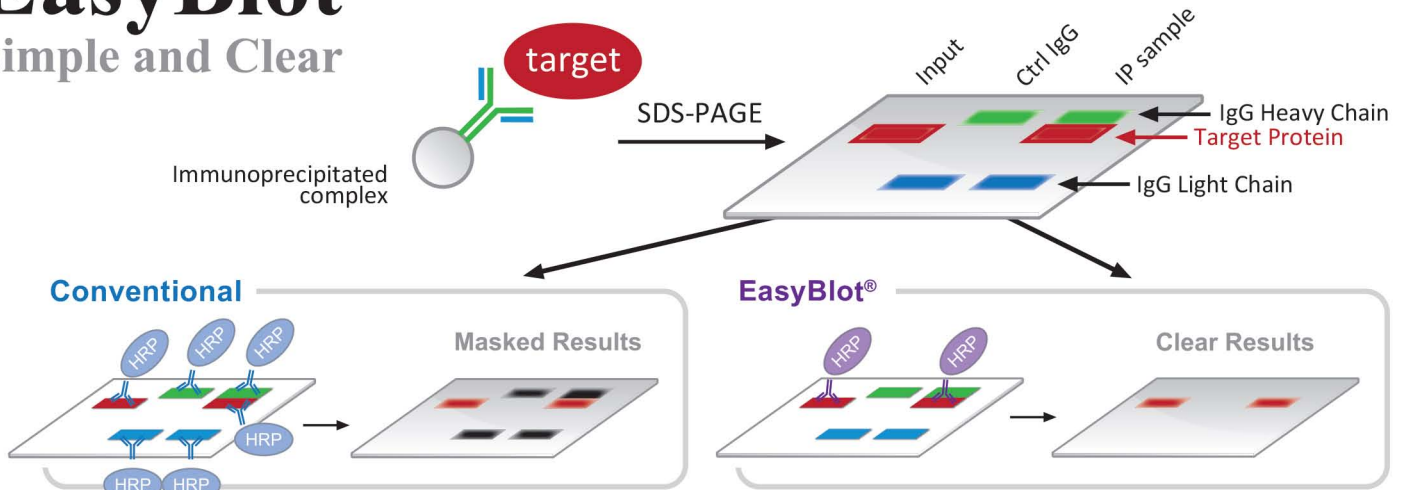
Easy to switch from regular secondary antibodies to EasyBlot[®] secondary antibodies.

Combine with EasyBlocker to further optimize your specific signal

Significantly reduce background generated by free Protein A/G with the EasyBlocker reagent.

EasyBlot®

Simple and Clear



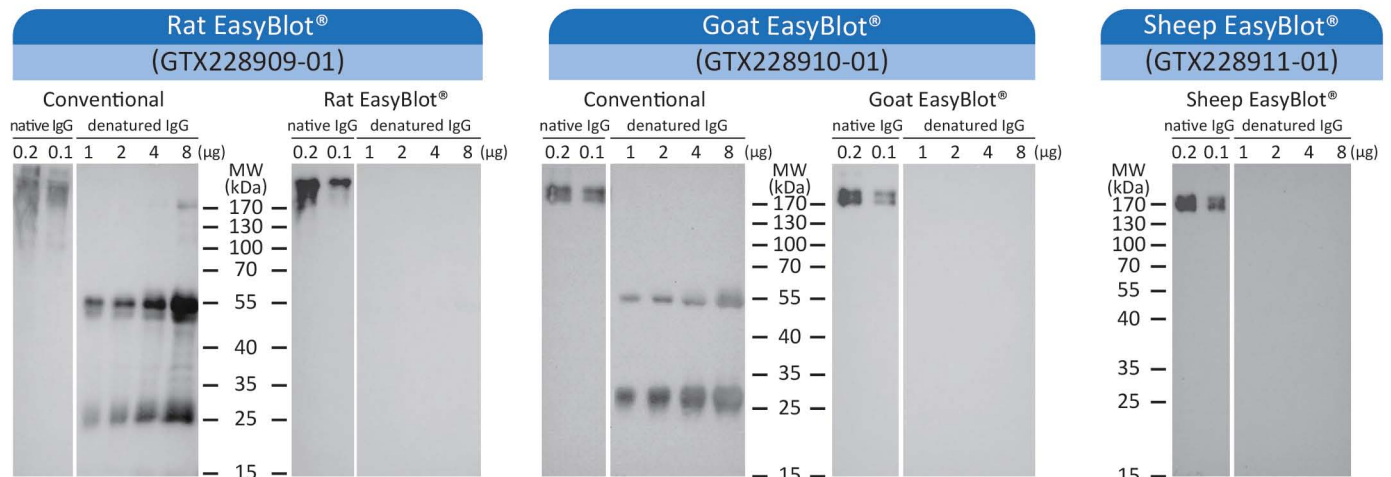
Citation Support

Eliminate	Cat. No.	Product Name	Package	
Masking bands by denatured IgG	GTX221666-01	EasyBlot® anti-Rabbit IgG (HRP)	50 µl	250 µl
	GTX221667-01	EasyBlot® anti-Mouse IgG (HRP)		
	GTX628474-01	EasyBlot® anti-Rat IgG (HRP)		
	GTX628547-01	EasyBlot® anti-Goat IgG (HRP)		
	GTX628906-01	EasyBlot® anti-Sheep IgG (HRP)		
Masking bands by denatured IgG & Background from protein A/G	GTX225856-01	EasyBlot® anti-Rabbit IgG Kit (w/ EasyBlocker)		
	GTX225857-01	EasyBlot® anti-Mouse IgG Kit (w/ EasyBlocker)		
	GTX228909-01	EasyBlot® anti-Rat IgG Kit (w/ EasyBlocker)		
	GTX228910-01	EasyBlot® anti-Goat IgG Kit (w/ EasyBlocker)		
	GTX228911-01	EasyBlot® anti-Sheep IgG Kit (w/ EasyBlocker)		
Background from protein A/G	GTX425858	EasyBlocker	12 g	62 g

Isotype Controls

Citation Support

Cat. No.	Product Name	Host & Clonality	Application
GTX35035	Rabbit IgG isotype control	Rb pAb	Control, ELISA, FACS, ICC/IF, IHC, IHC-P, IP, WB, ChIP assay
GTX35009	Mouse IgG isotype control	Ms pAb	ELISA, FACS, ICC/IF, IP
GTX35019	Mouse IgG2a isotype control [HOPC-1]	Ms mAb	ELISA, FACS, ICC/IF, IHC-Fr, IP, WB, in vitro, FLISA, in vivo
GTX35027	Mouse IgG3 isotype control [B10]	Ms mAb	ELISA, FACS, ICC/IF, IP, in vitro, FLISA
GTX35039	Goat IgG isotype control	Gt pAb	ELISA, FACS, IHC, IHC-P, IP



Tel 886.3.6208988 Address 6F-2, No.89, Dongmei Rd., Hsinchu 300, Taiwan (R.O.C.)
Fax 886.3.6208989 E-mail international@genetex.com

USA

Toll-free 1.877.GeneTex(1.877.436.3839) Address 2456 Alton Parkway, Irvine, CA 92606 USA
Fax 1.949.309.2888 E-mail info@genetex.com

www.genetex.com

PD-E001-180627